

Tax Collection Review

July 2018

Town Budget Tax Revenue

	<u>2018-2019</u>	<u>2017-2018</u>	<u>2017-2018</u>	<u>2016-2017</u>	<u>2015-2016</u>
Current Tax	13,025,396	12,992,178	12,992,178	12,095,101	11,847,586
Prior Tax	25,000	25,000	25,000	30,000	30,000
Interest & Liens	30,000	30,000	30,000	30,000	30,000
MVS Current	100,000	100,000	100,000	100,000	100,000

Total Budgeted Tax Income	13,180,396	13,147,178	13,147,178	12,255,101	12,007,586
----------------------------------	-------------------	-------------------	-------------------	-------------------	-------------------

--

Town Tax Dollars Collected

	<u>2018-2019 July</u>	<u>2017-2018 July</u>	<u>2017-2018</u>	<u>2016-2017</u>	<u>2015-2016</u>
Current Tax	6,787,121	5,836,134	13,059,916	12,151,109	11,893,267
Prior Tax	(24,242)	(22,110)	17,555	20,051	61,619
Interest & Liens	1,838	1,490	44,652	47,720	53,230
MVS Current	0	0	171,449	144,689	139,773

Total Tax Collected	6,764,717	5,815,514	13,293,572	12,363,569	12,147,889
----------------------------	------------------	------------------	-------------------	-------------------	-------------------

*\$29k lawsuit Prior Tax

--

Actual Corrected Levy

	<u>2018-2019 July</u>	<u>2017-2018 July</u>	<u>2017-2018</u>	<u>2016-2017</u>	<u>2015-2016</u>
Current Tax	13,353,402	13,103,344	13,090,621	12,182,040	11,933,671
Prior Tax	235,977	216,978	216,846	203,742	244,290
Interest & Liens	1,838	1,490	44,652	47,720	53,230
MVS Current	0	0	186,453	155,569	149,873

Total Tax Levy	13,591,218	13,321,811	13,538,573	12,589,071	12,381,064
-----------------------	-------------------	-------------------	-------------------	-------------------	-------------------

--

% Collected from Budget

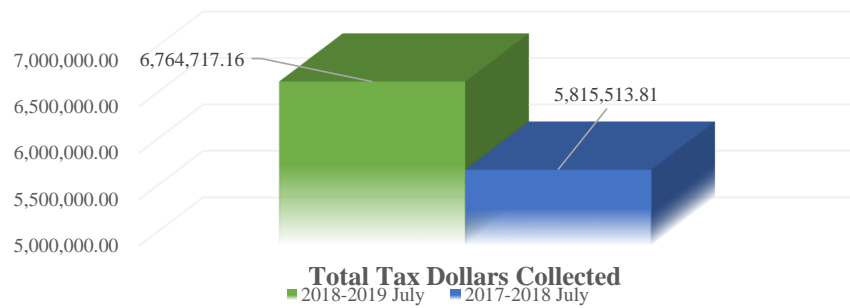
	<u>2018-2019 July</u>	<u>2017-2018 July</u>	<u>2017-2018</u>	<u>2016-2017</u>	<u>2015-2016</u>
Current Tax	52.11%	44.92%	100.52%	100.46%	100.39%
Prior Tax	-96.97%	-88.44%	70.22%	66.84%	205.40%
Interest & Liens	6.13%	4.97%	148.84%	159.07%	177.43%
MVS Current	0.00%	0.00%	171.45%	144.69%	139.77%
Total Tax % Collected	51.32%	44.23%	101.11%	100.89%	101.17%

--

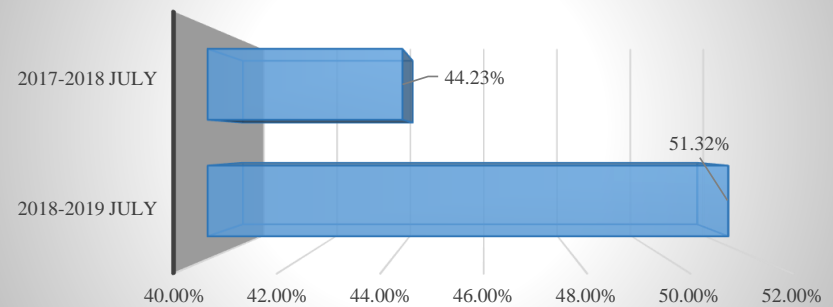
% Collected from Grand Levy

	<u>2018-2019 July</u>	<u>2017-2018 July</u>	<u>2017-2018</u>	<u>2016-2017</u>	<u>2015-2016</u>
Current Tax	50.83%	44.54%	99.77%	99.75%	99.66%
Prior Tax	-10.27%	-10.19%	8.10%	9.84%	25.22%
Interest & Liens	100.00%	100.00%	100.00%	100.00%	100.00%
MVS Current	#DIV/0!	#DIV/0!	91.95%	93.01%	93.26%
Total Tax % Collected	49.77%	43.65%	98.19%	98.21%	98.12%

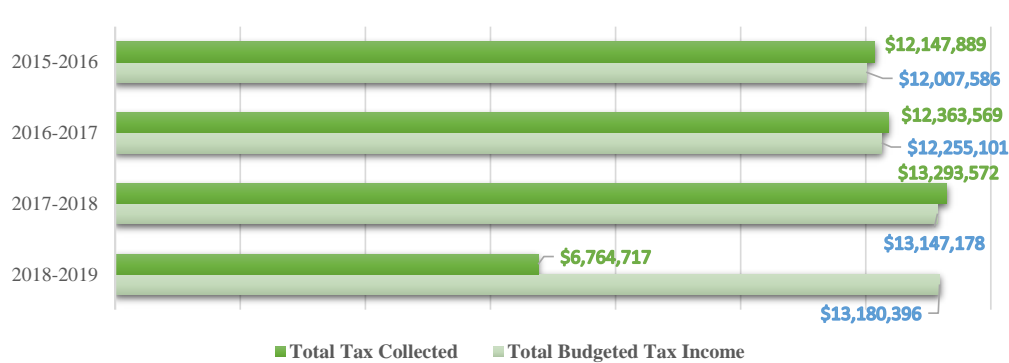
2017 GL YTD & 2016 GL YTD



Total Tax Budget % Collected



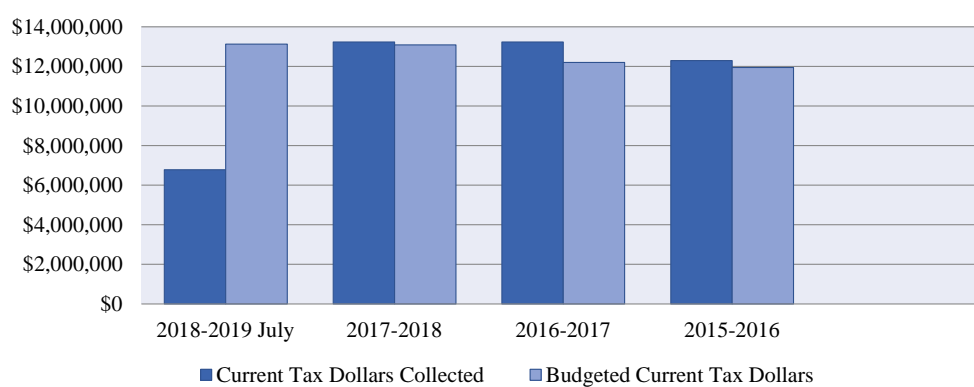
Tax Dollars Collected & Tax Budgeted



Tax Dollars Over / (Under) Budget



Current Tax Only \$



% of Tax Budget Collected

