

Tax Collection Review

February 2018

Town Budget Tax Revenue

	<u>2017-2018</u>	<u>2016-2017</u>	<u>2016-2017</u>	<u>2015-2016</u>	<u>2014-2015</u>
Current Tax	12,992,178	12,095,101	12,095,101	11,847,586	11,703,349
Prior Tax	25,000	30,000	30,000	30,000	35,000
Interest & Liens	30,000	30,000	30,000	30,000	30,000
MVS Current	100,000	100,000	100,000	100,000	100,000
Total Budgeted Tax Income	13,147,178	12,255,101	12,255,101	12,007,586	11,868,349

--

Town Tax Dollars Collected

	<u>2017-2018 Feb</u>	<u>2016-2017 Feb</u>	<u>2016-2017</u>	<u>2015-2016</u>	<u>2014-2015</u>
Current Tax	12,914,776	12,026,042	12,151,109	11,893,267	11,770,926
Prior Tax	14,315	12,762	20,051	61,619	65,809
Interest & Liens	33,468	35,758	47,720	53,230	59,264
MVS Current	153,602	126,138	144,689	139,773	129,940
Total Tax Collected	13,116,161	12,200,700	12,363,569	12,147,889	12,025,940

*\$29k lawsuit Prior Tax

--

Actual Corrected Levy

	<u>2017-2018 Feb</u>	<u>2016-2017 Feb</u>	<u>2016-2017</u>	<u>2015-2016</u>	<u>2014-2015</u>
Current Tax	13,092,992	12,185,107	12,182,040	11,933,671	11,824,243
Prior Tax	216,846	203,742	203,742	244,290	249,966
Interest & Liens	33,468	35,758	47,720	53,230	59,264
MVS Current	184,941	155,080	155,569	149,873	138,086
Total Tax Levy	13,528,247	12,579,688	12,589,071	12,381,064	12,271,559

--

Tax Collection Review

February 2018

% Collected from Budget

	<u>2017-2018 Feb</u>	<u>2016-2017 Feb</u>	<u>2016-2017</u>	<u>2015-2016</u>	<u>2014-2015</u>
Current Tax	99.40%	99.43%	100.46%	100.39%	100.58%
Prior Tax	57.26%	42.54%	66.84%	205.40%	188.03%
Interest & Liens	111.56%	119.19%	159.07%	177.43%	197.55%
MVS Current	153.60%	126.14%	144.69%	139.77%	129.94%
Total Tax % Collected	99.76%	99.56%	100.89%	101.17%	101.33%

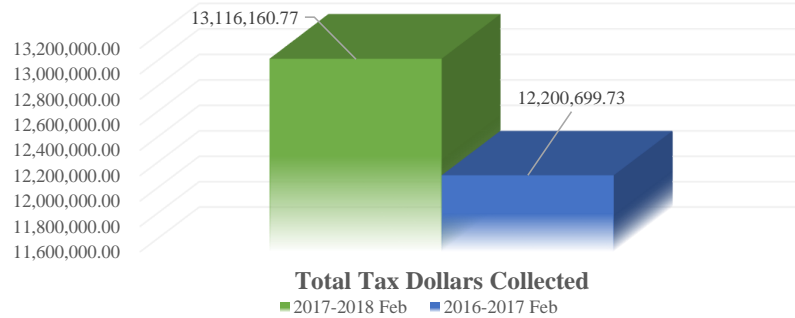
--

% Collected from Grand Levy

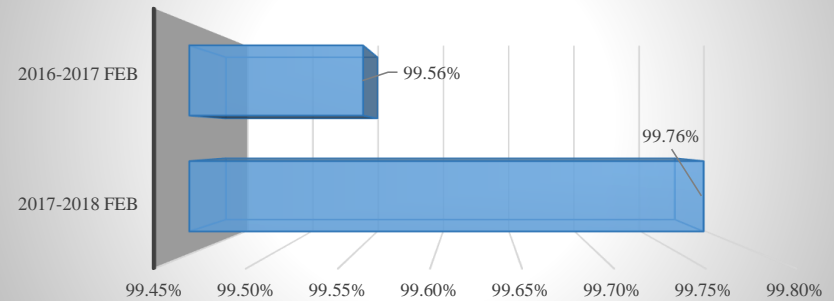
	<u>2017-2018 Feb</u>	<u>2016-2017 Feb</u>	<u>2016-2017</u>	<u>2015-2016</u>	<u>2014-2015</u>
Current Tax	98.64%	98.69%	99.75%	99.66%	99.55%
Prior Tax	6.60%	6.26%	9.84%	25.22%	26.33%
Interest & Liens	100.00%	100.00%	100.00%	100.00%	100.00%
MVS Current	83.05%	81.34%	93.01%	93.26%	94.10%
Total Tax % Collected	96.95%	96.99%	98.21%	98.12%	98.00%

--

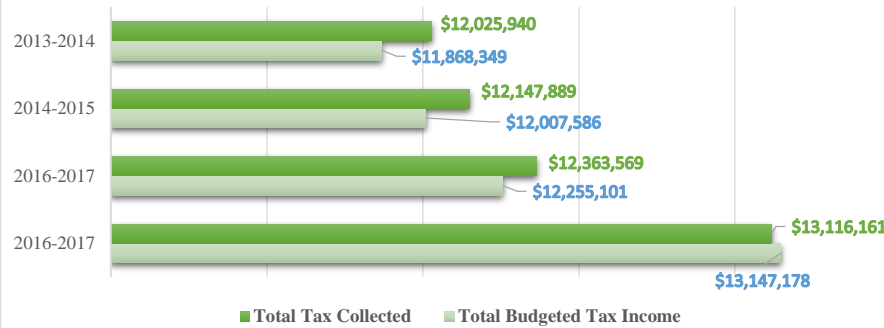
2016 GL YTD & 2015 GL YTD



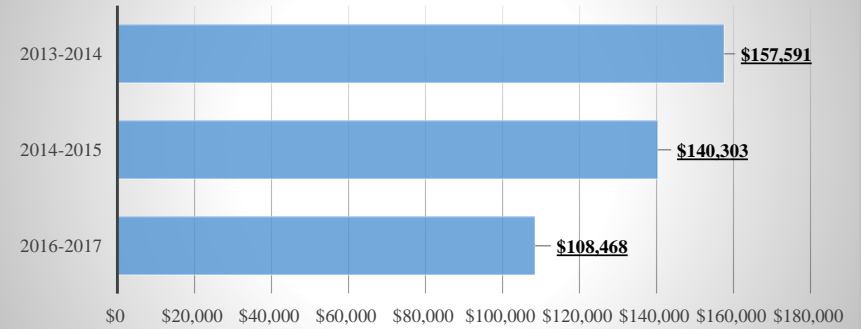
Total Tax Budget % Collected



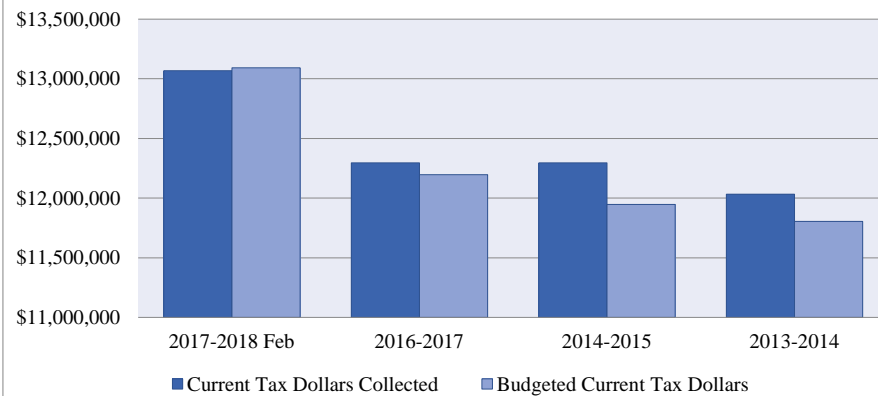
Tax Dollars Collected & Tax Budgeted



Tax Dollars Over / (Under) Budget



Current Tax Only \$



% of Tax Budget Collected

