

Tax Collection Review

September 2018

Town Budget Tax Revenue

	<u>2018-2019</u>	<u>2017-2018</u>	<u>2017-2018</u>	<u>2016-2017</u>	<u>2015-2016</u>
Current Tax	13,025,396	12,992,178	12,992,178	12,095,101	11,847,586
Prior Tax	25,000	25,000	25,000	30,000	30,000
Interest & Liens	30,000	30,000	30,000	30,000	30,000
MVS Current	100,000	100,000	100,000	100,000	100,000

Total Budgeted Tax Income	13,180,396	13,147,178	13,147,178	12,255,101	12,007,586
----------------------------------	-------------------	-------------------	-------------------	-------------------	-------------------

--

Town Tax Dollars Collected

	<u>2018-2019 Sept</u>	<u>2017-2018 Sept</u>	<u>2017-2018</u>	<u>2016-2017</u>	<u>2015-2016</u>
Current Tax	7,705,473	7,605,610	13,059,916	12,151,109	11,893,267
Prior Tax	5,264	(14,441)	17,555	20,051	61,619
Interest & Liens	17,540	12,001	44,652	47,720	53,230
MVS Current	0	0	171,449	144,689	139,773

Total Tax Collected	7,728,277	7,603,171	13,293,572	12,363,569	12,147,889
----------------------------	------------------	------------------	-------------------	-------------------	-------------------

*Deferred Property Paid \$33k

*\$29k lawsuit Prior Tax

--

Actual Corrected Levy

	<u>2018-2019 Sept</u>	<u>2017-2018 Sept</u>	<u>2017-2018</u>	<u>2016-2017</u>	<u>2015-2016</u>
Current Tax	13,113,097	13,096,798	13,090,621	12,182,040	11,933,671
Prior Tax	235,270	217,261	216,846	203,742	244,290
Interest & Liens	17,540	12,001	44,652	47,720	53,230
MVS Current	0	0	186,453	155,569	149,873

Total Tax Levy	13,365,907	13,326,061	13,538,573	12,589,071	12,381,064
-----------------------	-------------------	-------------------	-------------------	-------------------	-------------------

--

% Collected from Budget

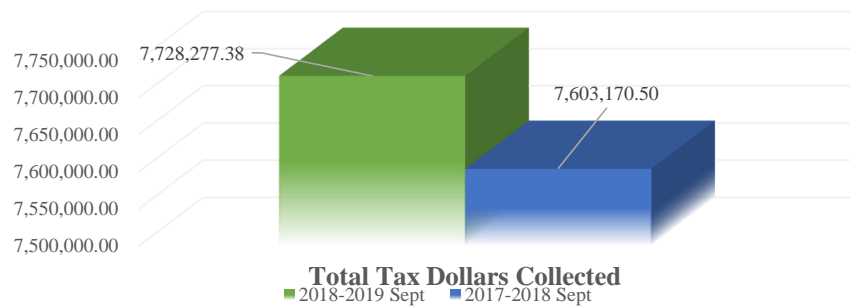
	<u>2018-2019 Sept</u>	<u>2017-2018 Sept</u>	<u>2017-2018</u>	<u>2016-2017</u>	<u>2015-2016</u>
Current Tax	59.16%	58.54%	100.52%	100.46%	100.39%
Prior Tax	21.06%	-57.76%	70.22%	66.84%	205.40%
Interest & Liens	58.47%	40.00%	148.84%	159.07%	177.43%
MVS Current	0.00%	0.00%	171.45%	144.69%	139.77%
Total Tax % Collected	58.63%	57.83%	101.11%	100.89%	101.17%

--

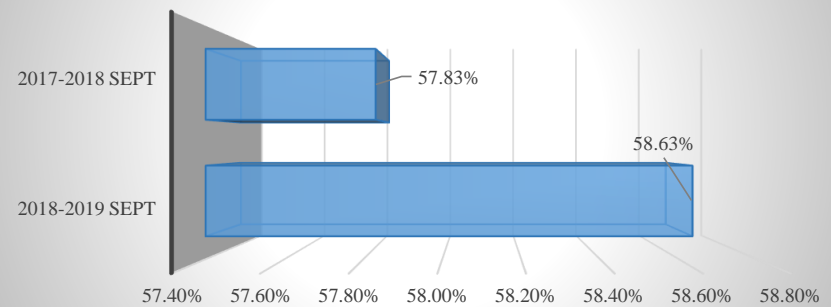
% Collected from Grand Levy

	<u>2018-2019 Sept</u>	<u>2017-2018 Sept</u>	<u>2017-2018</u>	<u>2016-2017</u>	<u>2015-2016</u>
Current Tax	58.76%	58.07%	99.77%	99.75%	99.66%
Prior Tax	2.24%	-6.65%	8.10%	9.84%	25.22%
Interest & Liens	100.00%	100.00%	100.00%	100.00%	100.00%
MVS Current	#DIV/0!	#DIV/0!	91.95%	93.01%	93.26%
Total Tax % Collected	57.82%	57.05%	98.19%	98.21%	98.12%

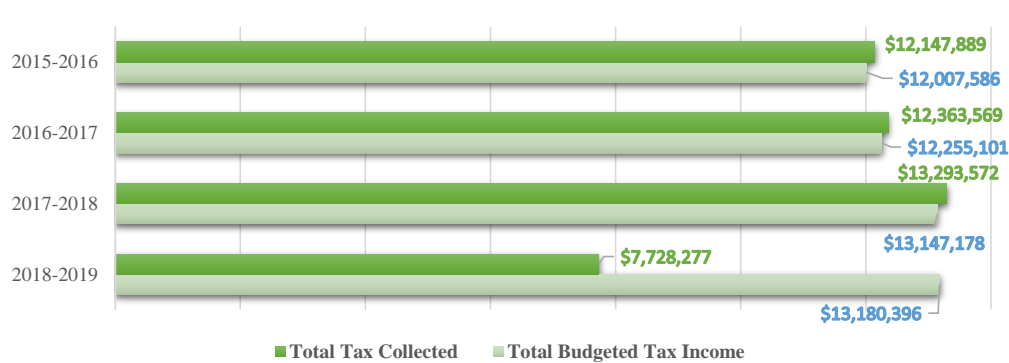
2017 GL YTD & 2016 GL YTD



Total Tax Budget % Collected



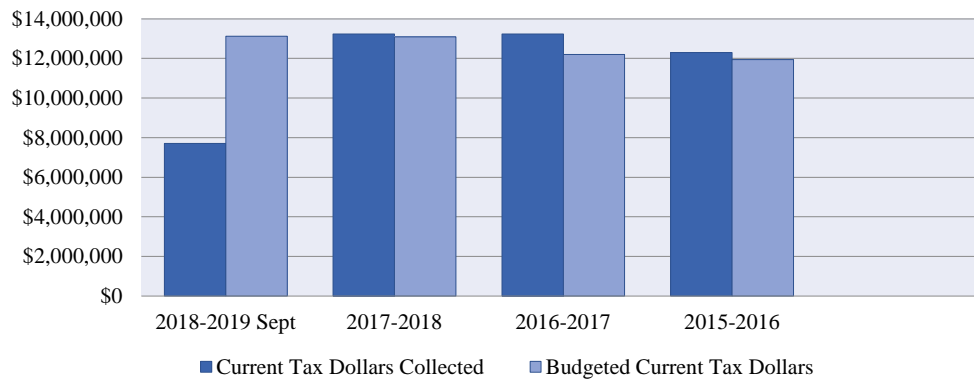
Tax Dollars Collected & Tax Budgeted



Tax Dollars Over / (Under) Budget



Current Tax Only \$



% of Tax Budget Collected

