

# Tax Collection Review

March 2018

## Town Budget Tax Revenue

	<u>2017-2018</u>	<u>2016-2017</u>	<u>2016-2017</u>	<u>2015-2016</u>	<u>2014-2015</u>
Current Tax	12,992,178	12,095,101	12,095,101	11,847,586	11,703,349
Prior Tax	25,000	30,000	30,000	30,000	35,000
Interest & Liens	30,000	30,000	30,000	30,000	30,000
MVS Current	100,000	100,000	100,000	100,000	100,000
<b>Total Budgeted Tax Income</b>	<b>13,147,178</b>	<b>12,255,101</b>	<b>12,255,101</b>	<b>12,007,586</b>	<b>11,868,349</b>

--

## Town Tax Dollars Collected

	<u>2017-2018 Mar</u>	<u>2016-2017 Mar</u>	<u>2016-2017</u>	<u>2015-2016</u>	<u>2014-2015</u>
Current Tax	12,978,108	12,064,976	12,151,109	11,893,267	11,770,926
Prior Tax	15,172	14,472	20,051	61,619	65,809
Interest & Liens	37,696	39,345	47,720	53,230	59,264
MVS Current	164,396	136,874	144,689	139,773	129,940
<b>Total Tax Collected</b>	<b>13,195,373</b>	<b>12,255,667</b>	<b>12,363,569</b>	<b>12,147,889</b>	<b>12,025,940</b>

\*\$29k lawsuit Prior Tax

--

## Actual Corrected Levy

	<u>2017-2018 Mar</u>	<u>2016-2017 Mar</u>	<u>2016-2017</u>	<u>2015-2016</u>	<u>2014-2015</u>
Current Tax	13,092,691	12,184,439	12,182,040	11,933,671	11,824,243
Prior Tax	216,846	203,742	203,742	244,290	249,966
Interest & Liens	37,696	39,345	47,720	53,230	59,264
MVS Current	186,007	158,536	155,569	149,873	138,086
<b>Total Tax Levy</b>	<b>13,533,240</b>	<b>12,586,062</b>	<b>12,589,071</b>	<b>12,381,064</b>	<b>12,271,559</b>

--

# Tax Collection Review

March 2018

## % Collected from Budget

	<u>2017-2018 Mar</u>	<u>2016-2017 Mar</u>	<u>2016-2017</u>	<u>2015-2016</u>	<u>2014-2015</u>
Current Tax	99.89%	99.75%	100.46%	100.39%	100.58%
Prior Tax	60.69%	48.24%	66.84%	205.40%	188.03%
Interest & Liens	125.65%	131.15%	159.07%	177.43%	197.55%
MVS Current	164.40%	136.87%	144.69%	139.77%	129.94%
<b>Total Tax % Collected</b>	<b>100.37%</b>	<b>100.00%</b>	<b>100.89%</b>	<b>101.17%</b>	<b>101.33%</b>

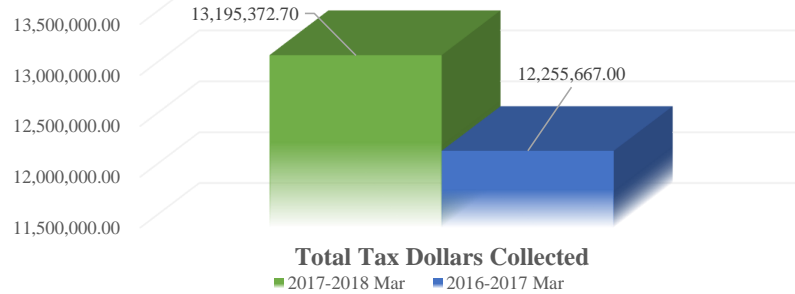
--

## % Collected from Grand Levy

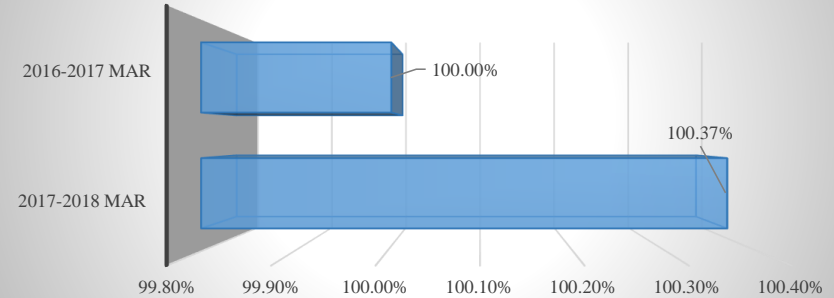
	<u>2017-2018 Mar</u>	<u>2016-2017 Mar</u>	<u>2016-2017</u>	<u>2015-2016</u>	<u>2014-2015</u>
Current Tax	99.12%	99.02%	99.75%	99.66%	99.55%
Prior Tax	7.00%	7.10%	9.84%	25.22%	26.33%
Interest & Liens	100.00%	100.00%	100.00%	100.00%	100.00%
MVS Current	88.38%	86.34%	93.01%	93.26%	94.10%
<b>Total Tax % Collected</b>	<b>97.50%</b>	<b>97.37%</b>	<b>98.21%</b>	<b>98.12%</b>	<b>98.00%</b>

--

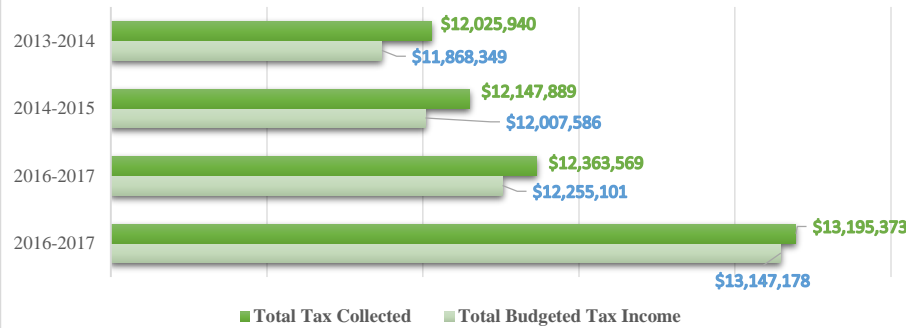
### 2016 GL YTD & 2015 GL YTD



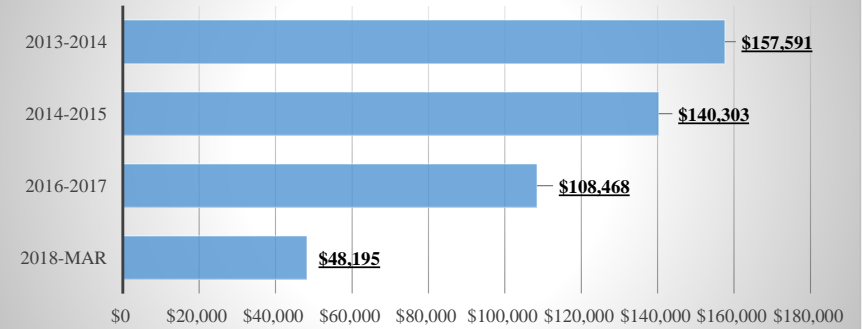
### Total Tax Budget % Collected



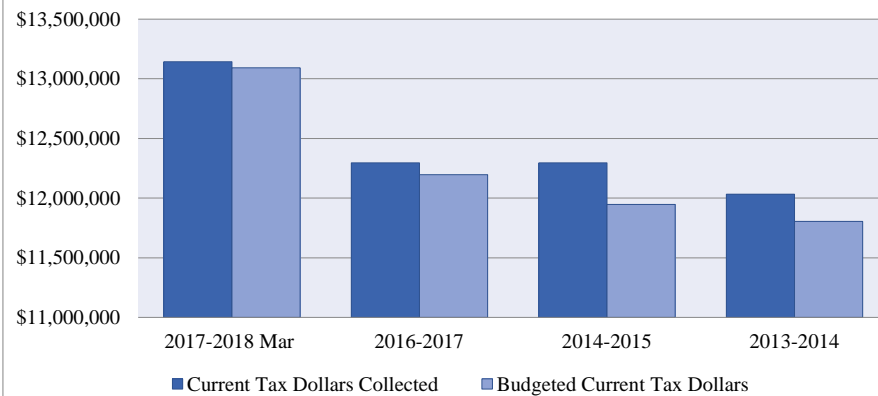
### Tax Dollars Collected & Tax Budgeted



### Tax Dollars Over / (Under) Budget



### Current Tax Only \$



### % of Tax Budget Collected

