

Tax Collection Review

February 2019

Town Budget Tax Revenue

	<u>2018-2019</u>	<u>2017-2018</u>	<u>2017-2018</u>	<u>2016-2017</u>	<u>2015-2016</u>
Current Tax	13,036,188	12,992,178	12,992,178	12,095,101	11,847,586
Prior Tax	25,000	25,000	25,000	30,000	30,000
Interest & Liens	30,000	30,000	30,000	30,000	30,000
MVS Current	100,000	100,000	100,000	100,000	100,000
Total Budgeted Tax Income	13,191,188	13,147,178	13,147,178	12,255,101	12,007,586
	6,705				

Town Tax Dollars Collected

	<u>2018-2019 Feb</u>	<u>2017-2018 Feb</u>	<u>2017-2018</u>	<u>2016-2017</u>	<u>2015-2016</u>
Current Tax	12,969,421	12,914,776	13,059,916	12,151,109	11,893,267
Prior Tax	33,998	14,315	17,555	20,051	61,619
Interest & Liens	37,129	33,468	44,652	47,720	53,230
MVS Current	143,934	153,602	171,449	144,689	139,773
Total Tax Collected	13,184,483	13,116,161	13,293,572	12,363,569	12,147,889
	*Deferred Property Paid \$33k	(68,322)		*\$29k lawsuit Prior Tax	

Actual Corrected Levy

	<u>2018-2019 Feb</u>	<u>2017-2018 Feb</u>	<u>2017-2018</u>	<u>2016-2017</u>	<u>2015-2016</u>
Current Tax	13,104,036	13,092,992	13,090,621	12,182,040	11,933,671
Prior Tax	234,307	216,846	216,846	203,742	244,290
Interest & Liens	37,129	33,468	44,652	47,720	53,230
MVS Current	169,469	184,941	186,453	155,569	149,873
Total Tax Levy	13,544,941	13,528,247	13,538,573	12,589,071	12,381,064

% Collected from Budget

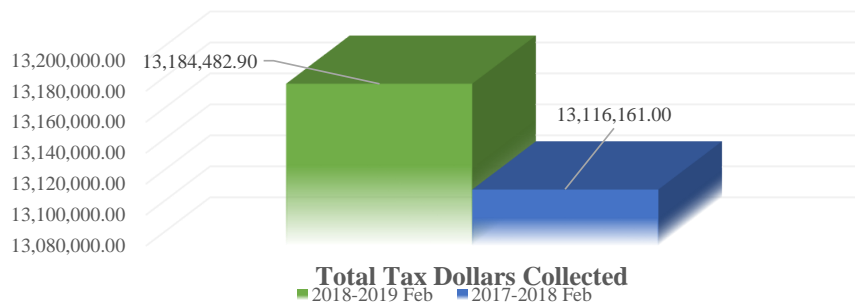
	<u>2018-2019 Feb</u>	<u>2017-2018 Feb</u>	<u>2017-2018</u>	<u>2016-2017</u>	<u>2015-2016</u>
Current Tax	99.49%	99.40%	100.52%	100.46%	100.39%
Prior Tax	135.99%	57.26%	70.22%	66.84%	205.40%
Interest & Liens	123.76%	111.56%	148.84%	159.07%	177.43%
MVS Current	143.93%	153.60%	171.45%	144.69%	139.77%
Total Tax % Collected	99.95%	99.76%	101.11%	100.89%	101.17%

--

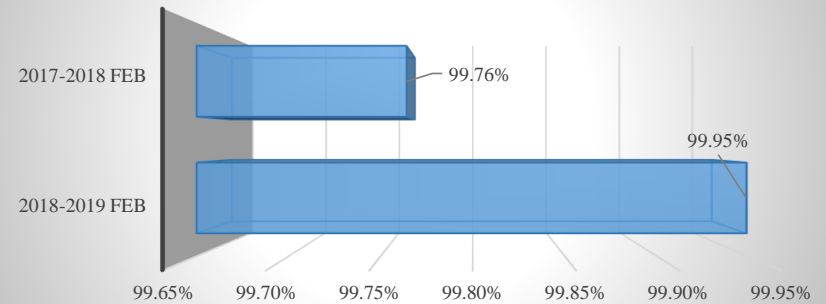
% Collected from Grand Levy

	<u>2018-2019 Feb</u>	<u>2017-2018 Feb</u>	<u>2017-2018</u>	<u>2016-2017</u>	<u>2015-2016</u>
Current Tax	98.97%	98.64%	99.77%	99.75%	99.66%
Prior Tax	14.51%	6.60%	8.10%	9.84%	25.22%
Interest & Liens	100.00%	100.00%	100.00%	100.00%	100.00%
MVS Current	84.93%	83.05%	91.95%	93.01%	93.26%
Total Tax % Collected	97.34%	96.95%	98.19%	98.21%	98.12%

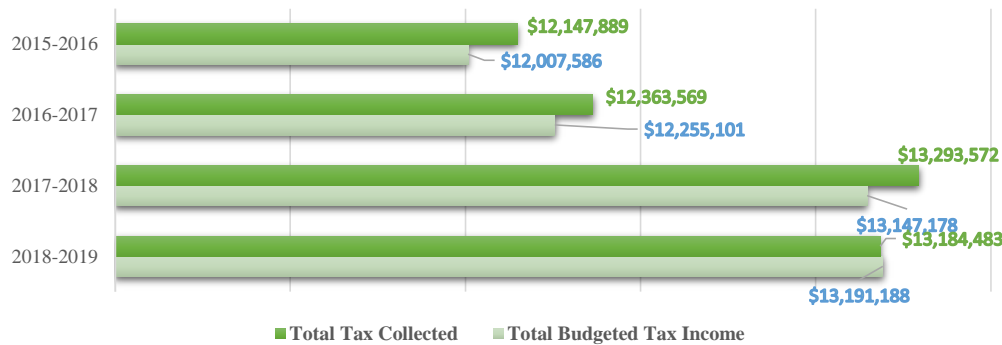
2017 GL YTD & 2016 GL YTD



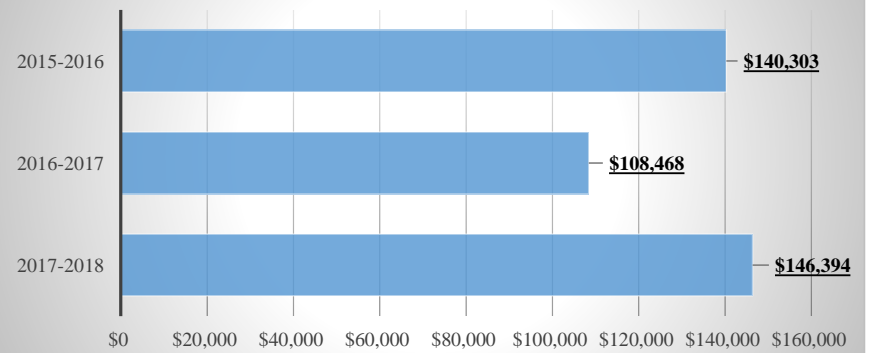
Total Tax Budget % Collected



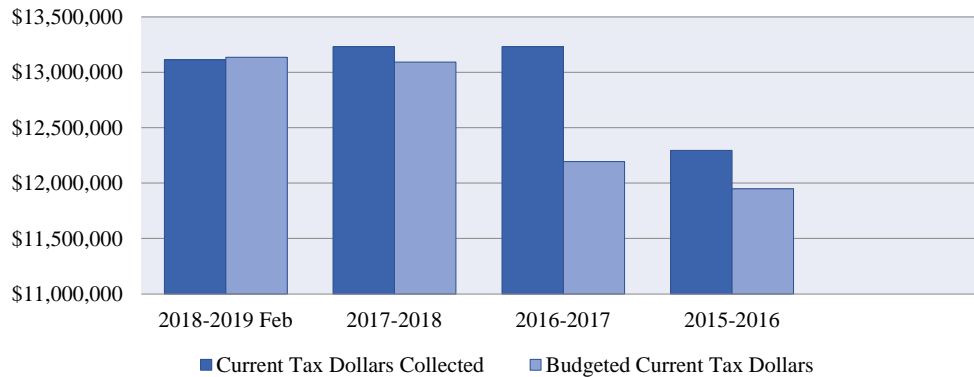
Tax Dollars Collected & Tax Budgeted



Tax Dollars Over / (Under) Budget



Current Tax Only \$



% of Tax Budget Collected

